

GLE-M Color Matching Luminaire Series Ordering Guide



cmlite

GLE-M Luminaire Ordering Guide

Multi-Source Overhead Luminaires for Large Sample Color Evaluation



GTI's GLE-M series of multi-source overhead luminaires is designed for visual color matching and the detection of metamerism and fluorescence. They provide a cost effective solution when configuring a viewing area for larger samples or when a viewing booth is not practical. Features include:

- Compliance to industry standards
 - ASTM D1729
 - SAE J361
 - BS-950
 - AS 1580
 - TAPPI T-515
 - TAPPI T-1212 standards
 - ISO 3664:2009
- Single and multiple source models available
- UV transmitting, prismatic diffusion lens
- Symmetrical reflectors
- GTI ColorGuard II indicates hours used and hours remaining before relamping for all sources
- Push button control panel provides instant on light source selection
- Automatic light source sequencing
- Flexibility to link up to ten luminaires together
- Two, three, four, and five foot models available
- Optional wireless remote
- Power cord

From a single luminaire to a complete color harmony room, GTI will work with you to configure a system that will meet your requirements. We are able to offer innovative and affordable configurations because the entire manufacturing process, from design to final assembly, takes place at our Newburgh, NY headquarters.

Light Sources

GLE-M luminaires are manufactured at our factory in Newburgh, NY. This allows us the flexibility to quickly and affordably deliver a configuration to meet your requirements. As indicated below, a GLE-M series luminaire can have up to five light sources. They are available in three basic sizes corresponding to the lamp wattage in the luminaire. So, a five source luminaire using a 32 watt (48" lamp) would be model GLE-M5/32. A three source luminaire of the same size would be model GLE-M3/32.

Standard Configuration	Alternate Sources*
D65 Daylight	D50 or D75
Cool White Fluorescent	TL84
Incandescent A	
Optional source (TL83 default)	TL84, Horizon, SPX35, D50, D75, D65, LED
Ultraviolet (BLB)	
<i>If your application requires a source that is not listed please contact us and we'll advise you of its availability.</i>	
* Alternate sources must be specified when ordering.	

GLE-M Luminaire Ordering Guide

Multi-Source Overhead Luminaires for Large Sample Color Evaluation




GTI ColorGuard II

Excessive lamp operating age is a common reason for variations and inaccuracies in visual color match assessment. GTI ColorGuard II tracks usage for each light source and notifies you when it is time to relamp.



Control Panel

When selected, a source light will turn green. Selecting a different source button will turn it on and turn off the active source. The UV button is independently controlled and can be used with another source or by itself.



- A. Programmable sequence button. Will sequence through the programmed light sources for the desired length of time.
- B. Ultraviolet source on/off button. Can be used by itself or in conjunction with another source.
- C. Optional source
- D. Primary daylight source
- E. Home light source
- F. Store light source
- G. Power on/off switch

Wireless Remote Control (Optional)

The wireless remote control system for the luminaire consists of a receiver attached to the luminaire and a handheld remote control. Once the luminaire is installed, it can be controlled from both the remote control and the switches on the luminaire. One wireless remote control can control up to ten linked luminaires.



GLE-M Luminaire Ordering Guide

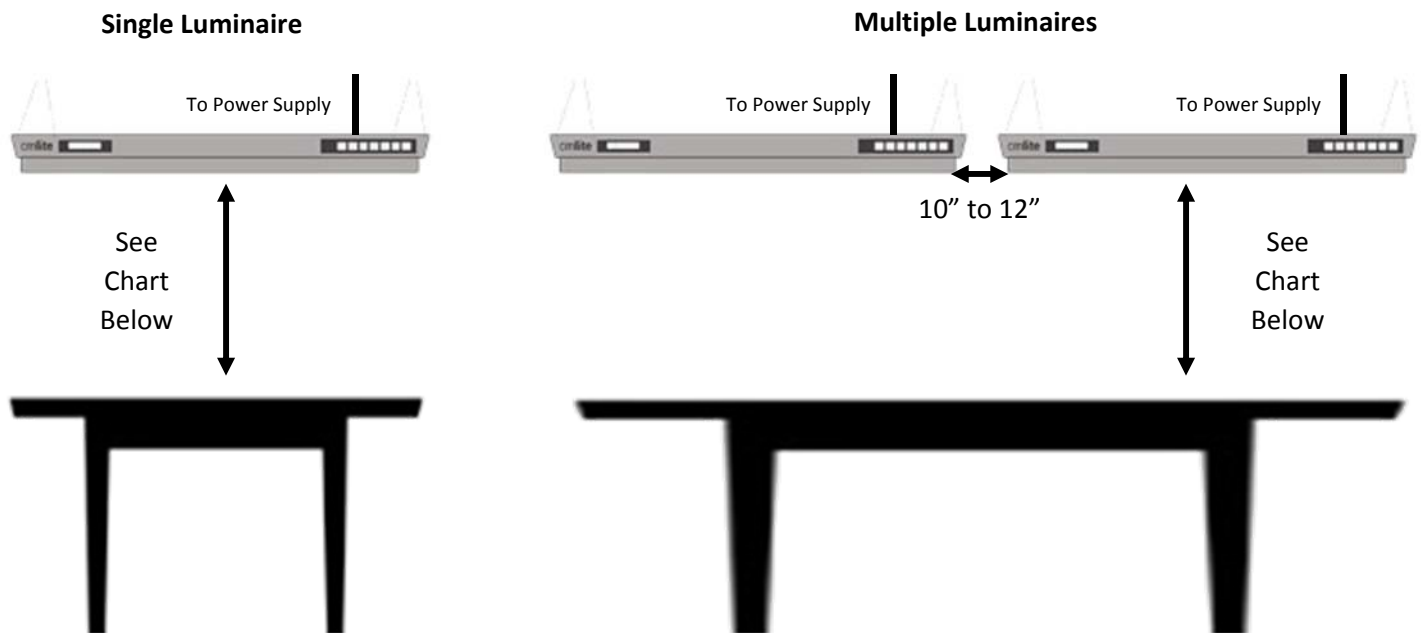
Multi-Source Overhead Luminaires for Large Sample Color Evaluation

Model Numbers

GLE-M luminaire model numbers provide a lot of information and are easy to understand. The “GLE” represents the luminaire series. This is followed by M5, M4, or M3 which represents the number of light sources. The /25, 32, or 40 describes the lamp’s wattage or size of the luminaire. So, a GLE-M5/40 is a five light source GLE luminaire with 40 watt (60”) bulbs.

Installation

- A GLE-M luminaire will provide even illumination of approximately its own area.
- When using multiple luminaires, a unit to unit spacing of 10” to 12” will provide sufficient coverage.
- Surrounding walls should be painted with Munsell N7/ neutral gray paint.
- For optimal compliance with ASTM D1729 luminaires should be hung the appropriate distance from the viewing surface.
- Each luminaire is individually powered.



Model	Distance Between Luminaire and Viewing Surface
GLE-Mx/25	25" to 30"
GLE-Mx/32	30" to 36"
GLE-Mx/40	30" to 36"

GLE-M Luminaire Ordering Guide

Multi-Source Overhead Luminaires for Large Sample Color Evaluation

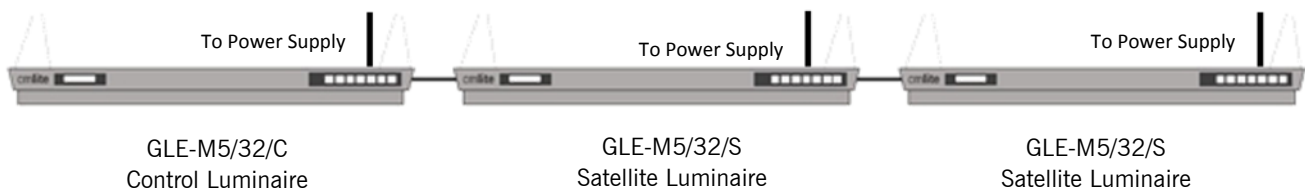


Multiple Unit Installation

To illuminate a larger area, up to ten GLE-M series luminaires can be linked together. Linked luminaires will power on and off as one, ColorGuard lamp monitoring will track all luminaires, and one optional wireless remote will control all luminaires. Linked luminaires can be operated using one wireless remote control or any of the luminaire source controls.

Sample 1: Three linked multi-source GLE luminaires

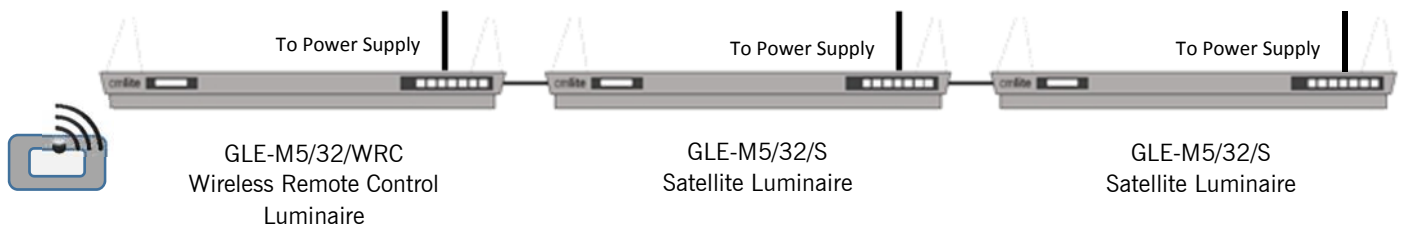
For non-wireless remote, multi-source luminaire installations you can link luminaires by ordering one control luminaire (add "/C" to model number and \$250.00 to price) and up to nine satellite luminaires.



Qty.	Part #	Description
1	GLE-M5/32/C	Five source control luminaire with symmetrical lens and ColorGuard II
2	GLE-M5/32/S	Five source satellite luminaire with symmetrical lens

Sample 2: Three linked multi-source GLE luminaires with wireless remote option

Wireless remote luminaires are already configured for linking. Up to nine satellite models can be added.



Qty.	Part #	Description
1	GLE-M5/32/WRC	Five source control luminaire with wireless remote, symmetrical lens, and ColorGuard II
2	GLE-M5/32/S	Five source satellite luminaire with symmetrical lens

GLE-M Luminaire Ordering Guide

Multi-Source Overhead Luminaires for Large Sample Color Evaluation



Standard GLE-M Models

Model #	Description	# of Sources	Light Sources
Standard GLE Models – Includes ColorGuard II and auto sequencing.			
Can be configured to control up to nine satellite models for an additional \$250.00 and by adding "/C" after the model number.			
GLE-M4/25	Four source luminaire with 25 watt (36") T8 lamps	Four	D65, CWF (or TL84), Incandescent, UV
GLE-M5/25	Five source luminaire with 25 watt (36") T8 lamps	Five	D65, CWF (or TL84), Incandescent, UV, Optional*
GLE-M3/32	Three source luminaire with 32 watt (48") T8 lamps	Three	D65, CWF (or TL84), Incandescent
GLE-M4/32	Four source luminaire with 32 watt (48") T8 lamps	Four	D65, CWF (or TL84), Incandescent, UV
GLE-M5/32	Five source luminaire with 32 watt (48") T8 lamps	Five	D65, CWF (or TL84), Incandescent, UV, Optional*
GLE-M5/40	Five source luminaire with 40 watt (60") T8 lamps	Five	D65, CWF (or TL84), Incandescent, UV, Optional*
Remote Control Models – Includes wireless remote control, ColorGuard II and auto sequencing.			
Comes configured to control up to nine satellite models.			
GLE-M4/25/WRC	GLE-M4/25 with wireless remote control	Four	D65, CWF (or TL84), Incandescent, UV
GLE-M5/25/WRC	GLE-M5/25 with wireless remote control	Five	D65, CWF (or TL84), Incandescent, UV, Optional*
GLE-M3/32/WRC	GLE-M3/32 with wireless remote control	Three	D65, CWF (or TL84), Incandescent
GLE-M4/32/WRC	GLE-M4/32 with wireless remote control	Four	D65, CWF (or TL84), Incandescent, UV
GLE-M5/32/WRC	GLE-M5/32 with wireless remote control	Five	D65, CWF (or TL84), Incandescent, UV, Optional*
GLE-M5/40/WRC	GLE-M5/40 with wireless remote control	Five	D65, CWF (or TL84), Incandescent, UV, Optional*
Satellite Models – add up to nine to /WRC or /C models to link luminaires.			
GLE-M4/25/S	GLE-M4/25 with control cable and remote inputs	Four	D65, CWF (or TL84), Incandescent, UV
GLE-M5/25/S	GLE-M5/25 with control cable and remote inputs	Five	D65, CWF (or TL84), Incandescent, UV, Optional*
GLE-M3/32/S	GLE-M3/32 with control cable and remote inputs	Three	D65, CWF (or TL84), Incandescent
GLE-M4/32/S	GLE-M4/32 with control cable and remote inputs	Four	D65, CWF (or TL84), Incandescent
GLE-M5/32/S	GLE-M5/32 with control cable and remote inputs	Five	D65, CWF (or TL84), Incandescent, UV, Optional*
GLE-M5/40/S	GLE-M5/40 with control cable and remote inputs	Five	D65, CWF (or TL84), Incandescent, UV, Optional*
*TL83 is the default optional choice. If a different source is required please specify when ordering. Available sources include TL84, Horizon, SPX35, D50, D75, D65, and LED.			

Single and Dual Source Models

For applications that only require a single or dual source luminaire GTI has a range of models available.

Model #	Description	# of Sources	Light Sources
Single and dual source GLE Models include a line cord and front-mounted control switches.			
Up to ten luminaires can be linked together. Contact GTI for details.			
GLE-525/65	Five lamp luminaire with 25 watt (36") T8 lamps	One	D65
GLE-532/65	Five lamp luminaire with 32 watt (48") T8 Lamps	One	D65
GLE-540/65	Five lamp luminaire with 40 watt (60") T8 Lamps	One	D65
GLE-DS	Dual Source luminaire with 32 watt (48") T8 Lamps	Two	D65 and D50
GLE-DS/40	Dual Source luminaire with 40 watt (60") T8 Lamps	Two	D65 and D50

Fluorescent lamps contain mercury.

GLE-M Luminaire Ordering Guide

Multi-Source Overhead Luminaires for Large Sample Color Evaluation



Physical Specifications

Model	Physical Dimensions H x W x D	Electrical Power-Watts	Shipping Weight
GLE-Mx/25	5" x 40" x 26"	284 Max	35 lbs.
GLE-Mx/32	5" x 52" x 30"	410 Max	55 lbs.
GLE-Mx/40	5" x 64" x 30"	568 Max	75 lbs.
GLE-525/65	3.25" x 40" x 30.5"	131 Max	35 lbs.
GLE-532/65	3.25" x 52" x 30.5"	168 Max	46 lbs.
GLE-540/65	3.25" x 63.875" x 30.5"	210 Max	54 lbs.
GLE-DS	3.5" x 52" x 30"	202 Max	55 lbs.
GLE-DS/40	3.5" x 52" x 30"	252 Max	75 lbs.

CMLite Products

GLE-M luminaires are part of GTI's CMLite product portfolio. Our CMLite high quality D65 daylight products meet the ASTM D1729 standard for color match assessments and have a CIE Publication 51 rating of B/C, one of the highest in the industry. Other CMLite products include:

GTI ColorMatcher® Series

The premier ColorMatcher series is available in four standard sizes with viewing areas ranging from 19" x 28" x 20" to 30" x 64" x 30." All include five light sources, ColorGuard II to track usage of each lamp, automatic lamp sequencing, and side walls. ColorMatcher viewing booths are available with a range of floor stand and storage options or they can be used on a desktop.



GTI MiniMatcher® Series

The desktop MiniMatcher Series provides a compact, affordable, and effective method for the viewing and inspection of colored products. The MM-1e and MM-2e provide three standard light sources with UV available as an option. The top of the line MM-4e, MM-2448e, and MM-2460e include five standard light sources, a built-in daylight timer, and an illuminated push button control panel that confirms which light source is selected.



Color Harmony Rooms

GTI will work with you to specify, design, and create a color harmony or color matching room that will enable you to simulate your customers' viewing environments with confidence. To deliver proper light intensity and uniformity over a large area, an optimized system of luminaires, viewing lamps, and accessories (neutral gray surrounds and mounting hardware) is required. We will combine the right components with our expertise to create a customized viewing environment that meets your requirements

